









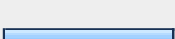











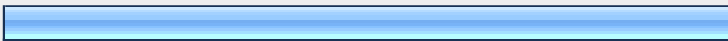







PMI CVC 2008 Annual Membership Survey

1. Select the events below you would be likely to attend or participate in during 2009? (Check all that apply.)			
		Response Percent	Response Count
Chapter Dinner Meeting		76.7%	92
Saturday Seminar		51.7%	62
Online Chat session with Board of Directors		7.5%	9
Certification Workshop		17.5%	21
Breakfast meeting		25.0%	30
Brown Bag Luncheon		20.0%	24
Job Fair		29.2%	35
Regional Symposium		25.0%	30
PMO Local Interest Group meeting		35.8%	43
Social gathering with hors d'oeuvres		29.2%	35
Networking Activities involving sports (golf tournament, etc)		18.3%	22
Business meeting without food or refreshments		30.8%	37
	Other (please specify)		10
	answered question		120
	skipped question		0

2. Compared to other professional organizations, is PMI CVC:			
		Response Percent	Response Count
Far superior to all other professional organizations		12.5%	15
Better at providing services in most areas		40.0%	48
About the same as other organizations		25.8%	31
Behind in the offerings to members compared with like professional organizations		2.5%	3
Completely miserable excuse for a chapter		0.0%	0
Don't know		19.2%	23
Comments:			9
answered question			120
skipped question			0

3. Do you feel that PMI CVC events are:			
		Response Percent	Response Count
Well worth the value for the money paid		30.0%	36
Breakeven for cost and value of events		16.7%	20
Some events are a great value and others are lacking in value		28.3%	34
Not worth the money paid for the events		3.3%	4
Don't know		21.7%	26
answered question			120
skipped question			0

4. Do you feel that you benefit from being a Central Virginia Chapter member?				
			Response Percent	Response Count
Yes			80.0%	96
No			20.0%	24
			Why?	55
			answered question	120
			skipped question	0

5. What is the level of Project Management maturity of your current organization?				
			Response Percent	Response Count
Very little or no project management methodology in place.			9.2%	11
Some project management methodology in place.			30.8%	37
A good amount of project management methodology in place.			31.7%	38
Very heavy amount of project management methodology in place.			28.3%	34
			answered question	120
			skipped question	0

6. Please select the Top three (3) things you like about the Chapter:

	1st Choice	2nd Choice	3rd Choice	Rating Average	Response Count
Primary Membership Meeting Location	42.1% (16)	36.8% (14)	21.1% (8)	1.79	38
Meeting Facilities	28.6% (2)	42.9% (3)	28.6% (2)	2.00	7
Primary Membership Meeting Topics	45.5% (15)	30.3% (10)	24.2% (8)	1.79	33
Primary Membership Meeting Speakers	36.4% (8)	36.4% (8)	27.3% (6)	1.91	22
Outreach Meetings in Alternate Locations	25.0% (1)	25.0% (1)	50.0% (2)	2.25	4
Certification Information (PMP, CAPM)	36.4% (4)	36.4% (4)	27.3% (3)	1.91	11
PMP Certification Workshops	50.0% (6)	33.3% (4)	16.7% (2)	1.67	12
CAPM Certification Workshops	0.0% (0)	0.0% (0)	100.0% (1)	3.00	1
Newsletter	18.8% (3)	62.5% (10)	18.8% (3)	2.00	16
Chapter Sponsored Training (PDUs)	46.7% (14)	16.7% (5)	36.7% (11)	1.90	30
Information on local PM Training	9.1% (1)	54.5% (6)	36.4% (4)	2.27	11
Chapter Website (www.pmicvc.org)	7.1% (1)	50.0% (7)	42.9% (6)	2.36	14
New Member Services	0.0% (0)	50.0% (1)	50.0% (1)	2.50	2
Email Communication	30.4% (7)	30.4% (7)	39.1% (9)	2.09	23
Chapter Management	0.0% (0)	28.6% (2)	71.4% (5)	2.71	7
Meeting Registration	33.3% (1)	0.0% (0)	66.7% (2)	2.33	3
Educational Opportunities Registration	18.2% (2)	27.3% (3)	54.5% (6)	2.36	11
Networking and Social Opportunities	34.9% (15)	27.9% (12)	37.2% (16)	2.02	43
	answered question				97
	skipped question				23








7. Please select the Top three (3) things about the Chapter, you believe need to be improved:

	Need lots of improvement	Needs some improvement	Needs improvement	Rating Average	Response Count
Primary Membership Meeting Location	30.0% (3)	40.0% (4)	30.0% (3)	2.00	10
Meeting Facilities	16.7% (2)	33.3% (4)	50.0% (6)	2.33	12
Primary Membership Meeting Topics	64.3% (9)	14.3% (2)	21.4% (3)	1.57	14
Primary Membership Meeting Speakers	7.1% (1)	64.3% (9)	28.6% (4)	2.21	14
Outreach Meetings in Alternate Locations	36.4% (8)	45.5% (10)	18.2% (4)	1.82	22
Certification Information (PMP, CAPM)	0.0% (0)	50.0% (1)	50.0% (1)	2.50	2
PMP Certification Workshops	25.0% (1)	50.0% (2)	25.0% (1)	2.00	4
CAPM Certification Workshops	50.0% (1)	50.0% (1)	0.0% (0)	1.50	2
Newsletter	10.0% (1)	40.0% (4)	50.0% (5)	2.40	10
Chapter Sponsored Training (PDUs)	45.0% (9)	20.0% (4)	35.0% (7)	1.90	20
Information on local PM Training	39.1% (9)	39.1% (9)	21.7% (5)	1.83	23
Chapter Website (www.pmicvc.org)	33.3% (6)	27.8% (5)	38.9% (7)	2.06	18
New Member Services	52.9% (9)	11.8% (2)	35.3% (6)	1.82	17
Email Communication	0.0% (0)	40.0% (2)	60.0% (3)	2.60	5
Chapter Management	33.3% (1)	33.3% (1)	33.3% (1)	2.00	3
Meeting Registration	0.0% (0)	66.7% (4)	33.3% (2)	2.33	6
Educational Opportunities Registration	14.3% (2)	57.1% (8)	28.6% (4)	2.14	14
Networking and Social Opportunities	43.8% (7)	31.3% (5)	25.0% (4)	1.81	16
	answered question				81
	skipped question				39










8. Please rate how are we doing in each of the following areas? (Select one answer per line)

	1 - Not well	2	3	4 - Very well	N/A	Rating Average	Response Count
Primary Membership Meeting Location	4.5% (4)	3.4% (3)	31.5% (28)	57.3% (51)	3.4% (3)	3.47	89
Meeting Facilities	3.3% (3)	6.6% (6)	42.9% (39)	41.8% (38)	5.5% (5)	3.30	91
Primary Membership Meeting Topics	1.1% (1)	12.6% (11)	41.4% (36)	37.9% (33)	6.9% (6)	3.25	87
Primary Membership Meeting Speakers	2.3% (2)	11.4% (10)	38.6% (34)	40.9% (36)	6.8% (6)	3.27	88
Outreach Meetings in Alternate Locations	5.7% (5)	17.2% (15)	37.9% (33)	9.2% (8)	29.9% (26)	2.72	87
PMP Certification Information	0.0% (0)	5.6% (5)	36.7% (33)	42.2% (38)	15.6% (14)	3.43	90
PMP Certification Workshops	1.1% (1)	1.1% (1)	25.8% (23)	47.2% (42)	24.7% (22)	3.58	89
CAPM Certification Information	1.1% (1)	8.0% (7)	33.3% (29)	9.2% (8)	48.3% (42)	2.98	87
Newsletter	0.0% (0)	11.5% (10)	54.0% (47)	33.3% (29)	1.1% (1)	3.22	87
Chapter Sponsored Training (PDUs)	2.3% (2)	13.6% (12)	43.2% (38)	36.4% (32)	4.5% (4)	3.19	88
Information on local PM Training	3.4% (3)	13.6% (12)	54.5% (48)	20.5% (18)	8.0% (7)	3.00	88
Chapter Website (www.pmicvc.org)	1.1% (1)	18.2% (16)	45.5% (40)	33.0% (29)	2.3% (2)	3.13	88
New Member Services	5.6% (5)	19.1% (17)	38.2% (34)	18.0% (16)	19.1% (17)	2.85	89
Email Communication	0.0% (0)	4.4% (4)	43.3% (39)	48.9% (44)	3.3% (3)	3.46	90
Chapter Management	1.1% (1)	5.6% (5)	44.9% (40)	41.6% (37)	6.7% (6)	3.36	89
Meeting Registration	1.1% (1)	3.4% (3)	39.3% (35)	52.8% (47)	3.4% (3)	3.49	89
Educational Opportunities	0.0% (0)	3.4% (3)	42.7% (38)	39.3%	14.6%	3.42	89















Registration	(00)	(10)		
	answered question			91
	skipped question			29

9. What is your preference for the location of our Primary Membership Meeting? (Select only one)			
		Response Percent	Response Count
Holiday Inn Koger Center (South Side)		14.1%	14
Rotate between Downtown, South Side and West End		15.2%	15
West End		46.5%	46
Downtown		1.0%	1
East End		4.0%	4
Rotate between South Side and West End		14.1%	14
Other (please specify)		5.1%	5
	answered question		99
	skipped question		21

10. What types of Primary Membership Meeting speakers are of interest to you? (Select all that apply)





		Response Percent	Response Count
Project Managers		75.8%	75
Educators		27.3%	27
Motivational Speakers		45.5%	45
Community Representatives		19.2%	19
Personal Development Speakers		50.5%	50
Subject Experts, Knowledge Area Specialists		92.9%	92
Government Officials		23.2%	23
PMI Global Representatives		30.3%	30
Other (please specify)		7.1%	7
		answered question	99
		skipped question	21

11. What types of Primary Membership Meeting topics are of interest to you? (Select all that apply)




		Response Percent	Response Count
IT Projects		55.0%	55
Construction Projects		20.0%	20
Manufacturing Projects		13.0%	13
Business Projects		57.0%	57
PMBOK Areas		43.0%	43
How to Run Projects		65.0%	65
Soft Skills (e.g. Leadership, Team Building, Negotiations)		71.0%	71
Legal Issues		28.0%	28
Federal Government and Military Projects		30.0%	30
Investigation, Homeland Security		20.0%	20
Projects of Excellence, Award-winning Projects		55.0%	55
Project Management Career Planning & Development		58.0%	58
Implementing the Project Management Office		46.0%	46
Other (please specify)		4.0%	4
		answered question	100
		skipped question	20

12. Which format for the Additional Membership Meeting do you prefer? (Select all that apply)			
		Response Percent	Response Count
Breakfast meeting (roundtable/informal networking)		23.2%	22
Dinner meeting & cash bar		51.6%	49
Business meeting without refreshments		23.2%	22
Topic-based forum (breakfast, lunch, evening)		46.3%	44
Lunch meeting		17.9%	17
Other (please specify)		4.2%	4
		answered question	95
		skipped question	25

13. Are you interested in attending joint meetings with other project management related or professional groups? (e.g., AITP, APLN, GRTC, RJEC, etc.)			
		Response Percent	Response Count
Yes		70.1%	68
No		29.9%	29
		Why?	44
		answered question	97
		skipped question	23





14. How many Primary Membership Meetings did you attend in 2008? <i>(Select only one)</i>			Response Percent	Response Count
None			25.7%	26
1-3			34.7%	35
4-6			21.8%	22
7+			17.8%	18
			<i>answered question</i>	101
			<i>skipped question</i>	19







15. If you do not frequently attend PMI CVC meetings, what kind of change could we make to encourage your attendance?		Response Count
		53
		<i>answered question</i>
		53
		<i>skipped question</i>
		67

16. Do you subscribe (opt-in) to one or more of the PMI CVC email lists? (Newsletter & Announcements, Job Opportunities, RSVP Meeting Reminders)			Response Percent	Response Count
Yes			72.3%	73
No			3.0%	3
Didn't know I had to opt-in!			24.8%	25
			<i>answered question</i>	101
			<i>skipped question</i>	19

17. Do you read the email newsletter?			
		Response Percent	Response Count
Always		21.8%	22
Most of the time or most of the content		36.6%	37
Some of the time or some of the content		29.7%	30
Rarely or very little content		6.9%	7
I don't receive the newsletter		5.0%	5
I receive the newsletter, but I do not read the newsletter		0.0%	0
		answered question	101
		skipped question	19

18. What do/would you like see in the newsletter? (Select all that apply)			
		Response Percent	Response Count
Letter from the President		24.5%	24
Membership Report (Membership #s, New Members, New PMPs)		35.7%	35
Articles on PM		49.0%	48
Meeting Notices		56.1%	55
Certification Information		37.8%	37
Member Articles on PM topics		53.1%	52
Articles on Member PM Experiences		37.8%	37
Guide to the PMBoK Topic of the Month		45.9%	45
Regional Seminars, Training Events		54.1%	53
Local PM News		56.1%	55
Open Forum: Readers Write-in Discussion (aka Letters to the		25.5%	25





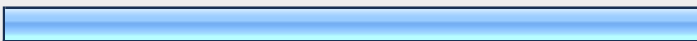


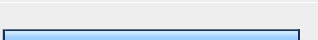

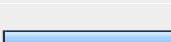




Editor)			
Local Career Opportunities, Job Postings		60.2%	59
PM Book Reviews		38.8%	38
PM Tips and Sample Tools-n-Templates		67.3%	66
Other (please specify)		7.1%	7
answered question			98
skipped question			22

19. Where do you get your information on meeting dates and locations? (Select all that apply)			
		Response Percent	Response Count
Friends or business contacts		5.0%	5
GRTC Notices (TechLink e-mail, richtech.com)		3.0%	3
Newsletter (e-mail)		65.0%	65
RSVP Meeting Reminders (e-mail)		55.0%	55
www.pmicvc.org		38.0%	38
Other (please specify)		3.0%	3
answered question			100
skipped question			20











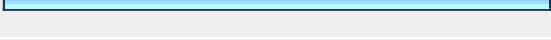






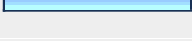



20. How would you prefer we communicate with you? (meeting dates and locations, etc.) (Select all that apply)			Response Percent	Response Count
GRTC Notices (TechLink e-mail, richtech.com)			3.0%	3
Newsletter (e-mail)			82.0%	82
RSVP Meeting Reminders (e-mail)			65.0%	65
www.pmicvc.org			47.0%	47
Regular mail			8.0%	8
Other (please specify)			2.0%	2
		answered question		100
		skipped question		20

21. How often would you prefer we announce or remind you of upcoming events via e-mail? (meetings, seminars, workshops, etc.) (Select all that apply)			Response Percent	Response Count
One month or more in advance of event			63.4%	64
5-10 days before registration closes			70.3%	71
Last call immediately before registration closes			22.8%	23
Keep sending until I sign up			5.9%	6
		answered question		101
		skipped question		19

22. What are you looking for from PMI CVC? (Select all that apply)

		Response Percent	Response Count
Networking Opportunities - Job Leads		69.7%	69
Networking Opportunities - Local and Regional Experts		55.6%	55
Information regarding pending projects		22.2%	22
Social contacts with individuals with similar interests		46.5%	46
Opportunities for personal development		76.8%	76
Sharing PM experiences		51.5%	51
Specific Industry-related PM		27.3%	27
Academic and educational opportunities		34.3%	34
PMP Certification Information		32.3%	32
Community Service		18.2%	18
Promotion of the Profession		44.4%	44
Mentoring programs		26.3%	26
Nothing		1.0%	1
Other (please specify)		5.1%	5
		answered question	99
		skipped question	21

23. Which industries are of interest to you? (Select all that apply)

		Response Percent	Response Count
Aerospace & Defense		25.5%	25
Automation		11.2%	11
Construction		20.4%	20
Design - Procure - Construct		19.4%	19
Education - Academics		20.4%	20
Environmental		14.3%	14
Financial Services		39.8%	39
Government		35.7%	35
Healthcare		26.5%	26
Hospitality		8.2%	8
IT (Software)		60.2%	59
IT (Hardware and Telecommunications)		41.8%	41
Manufacturing		22.4%	22
Marketing & Sales		16.3%	16
New Product Development		21.4%	21
Oil, Gas, & Petrochemical		8.2%	8
Pharmaceutical		12.2%	12
Retail		20.4%	20
Utilities		15.3%	15
Consulting Services		50.0%	49
Other (please specify)		5.1%	5
		answered question	98
		skipped question	22






24. Please rate the importance of these member service ideas. (Select one answer per line)

	1 - Not at all interested	2 - Not very interested	3 - Somewhat interested	4 - Very interested	N/A	Rating Average	Response Count
Chat sessions with board members	39.8% (35)	31.8% (28)	21.6% (19)	6.8% (6)	0.0% (0)	1.95	88
PgMP Certification Workshops	10.1% (9)	24.7% (22)	30.3% (27)	30.3% (27)	4.5% (4)	2.85	89
Chapter submits your PDUs after attending a registered chapter event	2.2% (2)	6.7% (6)	22.5% (20)	68.5% (61)	0.0% (0)	3.57	89
CVC membership directory	3.4% (3)	11.5% (10)	28.7% (25)	56.3% (49)	0.0% (0)	3.38	87
30-minute, 1/2 PDU session prior to Primary Chapter Meetings	12.8% (11)	15.1% (13)	31.4% (27)	37.2% (32)	3.5% (3)	2.96	86
Sports or local interest events (informal networking)	23.2% (19)	28.0% (23)	34.1% (28)	13.4% (11)	1.2% (1)	2.38	82
Career Opportunities, Job Postings	1.1% (1)	8.0% (7)	34.1% (30)	55.7% (49)	1.1% (1)	3.46	88
Mentoring Program	10.1% (9)	24.7% (22)	29.2% (26)	32.6% (29)	3.4% (3)	2.87	89
Affiliate/affinity programs: discounts for health insurance, travel, movies, etc.	20.9% (18)	24.4% (21)	30.2% (26)	23.3% (20)	1.2% (1)	2.56	86
More Local Interest Groups	16.1% (14)	26.4% (23)	37.9% (33)	18.4% (16)	1.1% (1)	2.59	87
Job Fair	12.8% (11)	19.8% (17)	39.5% (34)	26.7% (23)	1.2% (1)	2.81	86
	answered question						90
	skipped question						30





25. How willing and available would you be to organize or support these member service ideas? (Select one answer per line)

	1 - Not me	2 - I might	3 - I'll be there	Rating Average	Response Count
Chat sessions with board members	76.1% (67)	19.3% (17)	4.5% (4)	1.28	88
PgMP Certification Workshops	56.5% (48)	29.4% (25)	14.1% (12)	1.58	85
Chapter submits your PDUs after attending a registered chapter event	37.2% (32)	46.5% (40)	16.3% (14)	1.79	86
CVC membership directory	35.6% (31)	57.5% (50)	6.9% (6)	1.71	87
30-minute, 1/2 PDU session prior to Primary Chapter Meetings	50.0% (43)	36.0% (31)	14.0% (12)	1.64	86
Sports or local interest events (informal networking)	69.8% (60)	25.6% (22)	4.7% (4)	1.35	86
Career Opportunities, Job Postings	40.7% (35)	46.5% (40)	12.8% (11)	1.72	86
Mentoring Program	43.5% (37)	42.4% (36)	14.1% (12)	1.71	85
Affiliate/affinity programs: discounts for health insurance, travel, movies, etc.	71.8% (61)	23.5% (20)	4.7% (4)	1.33	85
More Local Interest Groups	66.7% (56)	26.2% (22)	7.1% (6)	1.40	84
Job Fair	53.0% (44)	36.1% (30)	10.8% (9)	1.58	83
	answered question				90
	skipped question				30

26. What is your status with regard to or interest in Project Management Institute's Certification Programs? (Please select the most applicable response)

		Response Percent	Response Count
Currently a PgMP		0.0%	0
Currently a PMP		81.4%	79
Currently a CAPM		0.0%	0
Seeking PgMP Certification		1.0%	1
Seeking PMP Certification		13.4%	13
Seeking CAPM Certification		2.1%	2
Not Certified		2.1%	2
Not interested		0.0%	0
		answered question	97
		skipped question	23

27. Which of the following Certification training workshops would you be likely to attend in 2009, for certification and/or to earn PDUs?



		Response Percent	Response Count
PgMP		29.9%	29
PMP		28.9%	28
CAPM		4.1%	4
None		37.1%	36
		answered question	97
		skipped question	23

28. What topics or subject areas would you like to have covered in seminars?		
		Response Count
		35
<i>answered question</i>		35
<i>skipped question</i>		85

29. Would you like to participate in serving the Chapter as a Committee Member?			
		Response Percent	Response Count
Definitely		15.6%	15
Maybe		24.0%	23
Not right now		60.4%	58
<i>answered question</i>			96
<i>skipped question</i>			24

30. In which committee(s) are you interested in participating? (Select all that apply, and please be sure to complete contact information at the end of this survey.)			
		Response Percent	Response Count
Certification		46.5%	20
Communications		32.6%	14
Finance		7.0%	3
Marketing		7.0%	3
Membership		20.9%	9
Professional Development		51.2%	22
Programs		32.6%	14
Volunteerism		30.2%	13
<i>answered question</i>			43
<i>skipped question</i>			77



31. Are you interested in having the Road Show come to your place of work? (If "yes," please be sure to complete contact information at the end of this survey or send e-mail to vp.marketing@pmicvc.org).

		Response Percent	Response Count
Yes		3.2%	3
No		96.8%	91
answered question			94
skipped question			26

32. Comments/Suggestions?

		Response Count
		26
answered question		26
skipped question		94







33. Do you want to be entered in the Prize Drawing?

		Response Percent	Response Count
Yes		50.5%	49
No		49.5%	48
answered question			97
skipped question			23











34. Name:

		Response Count
		57
answered question		57
skipped question		63










35. Email address:		
		Response Count
		56
		<i>answered question</i>
		56
		<i>skipped question</i>
		64

36. Where do you work?			
		Response Percent	Response Count
North Side Richmond		6.3%	6
South Side Richmond		9.4%	9
Downtown Richmond		13.5%	13
East End Richmond		4.2%	4
West End Richmond		39.6%	38
Charlottesville		0.0%	0
Fredericksburg		3.1%	3
Tri-cities (Petersburg, Colonial Heights, Hopewell)		0.0%	0
Williamsburg		1.0%	1
Other (please specify)		22.9%	22
		<i>answered question</i>	96
		<i>skipped question</i>	24

37. Where do you live?

		Response Percent	Response Count
North Side Richmond		6.3%	6
South Side Richmond		28.1%	27
Downtown Richmond		1.0%	1
East End Richmond		2.1%	2
West End Richmond		27.1%	26
Charlottesville		2.1%	2
Fredericksburg		3.1%	3
Tri-cities (Petersburg, Colonial Heights, Hopewell)		1.0%	1
Williamsburg		5.2%	5
Other (please specify)		24.0%	23
		answered question	96
		skipped question	24

38. What industry do you work in?

		Response Percent	Response Count
IT		29.3%	24
Construction		3.7%	3
Manufacturing		6.1%	5
Human Resources/Staffing		0.0%	0
Government (state of federal)		11.0%	9
Financial Services		25.6%	21
Energy		2.4%	2
Healthcare		6.1%	5
Legal		0.0%	0
Telecom		0.0%	0
Training/Education		2.4%	2
Consulting		13.4%	11
Other (please specify)			16
		answered question	82
		skipped question	38